

# Reading Picnic

is a three-book series designed for those wishing to learn basic English reading skills.

This series uses practical situations, a progressive approach, and inviting illustrations in order to maximize learning efficiency and make learning fun. Reading picnic teaches the basic vocabulary and reading skills needed by English students today and lays the solid foundation required for a bright future in English education.

## Key Features

- Engaging theme-based topics help students become interested and learn practical English reading skills.
- Clear illustrations serve to spark the imagination, explain scenarios, and help students learn through word-image association.
- Students learn to find main ideas and supporting details while learning global cultures and specific facts.
- A reading comprehension section ensures students have understood important points, while also inherently teaching students skimming and scanning skills.
- Students review key words and learn summarization and organization through visualization at the end of each unit.
- Included workbooks offer supplementary material, allowing students to further their reading skills, and can be used to assign homework.

## Component

- Student Book+Workbook+Audio CD

## Online Resources ([www.moonjin.com/download](http://www.moonjin.com/download))


- Additional worksheets (1 page per unit)
- Midterm and final tests
- Answer keys
- Sample lesson plan
- Daily and monthly lesson plans



TWO PONDS

# Reading Picnic 3



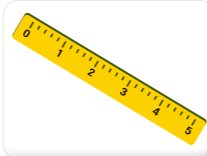

## WORKBOOK



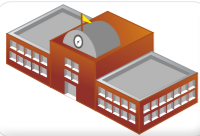



TWO PONDS

**Vocabulary**

**A** Match and write the words.

1. 	2. 	3. 	4. 
•	•	•	•
•	•	•	•
ruler	crayon	pencil case	backpack
_____	_____	_____	_____

**B** Match, trace, and write the words.

1. 	•	• teacher	_____
2. 	•	• notebook	_____
3. 	•	• classroom	_____
4. 	•	• school	_____

**Handwriting**

**C** Trace the words.





1. These are my new friends.
2. I have a new backpack.
3. This is my new classroom.
4. I have a new notebook.

**D** Trace and write each sentence.




1. This is my new teacher.  
 \_\_\_\_\_  
 => \_\_\_\_\_  
 \_\_\_\_\_
2. Look at my new crayons!  
 \_\_\_\_\_  
 => \_\_\_\_\_  
 \_\_\_\_\_
3. It's my first day at my new school!  
 \_\_\_\_\_  
 => \_\_\_\_\_  
 \_\_\_\_\_
4. These are my new friends.  
 \_\_\_\_\_  
 => \_\_\_\_\_  
 \_\_\_\_\_

Vocabulary

A Find and circle the words.

1. 
2. 
3. 
4. 

B Match, trace, and write the words.

1.  •  \_\_\_\_\_
2.  •  \_\_\_\_\_
3.  •  \_\_\_\_\_

Handwriting

C Fill in the blanks.

Word Bank will menu have

1. I \_\_\_\_\_ eat a hamburger and some salad.
2. I will \_\_\_\_\_ milk to drink.
3. What is today's lunch \_\_\_\_\_?

D Circle and write the correct words.

1. They \_\_\_\_\_ water and orange juice.  
( has / have )
2. I will \_\_\_\_\_ some soup today.  
( eat / eats )
3. What should I \_\_\_\_\_ today?  
( have / had )

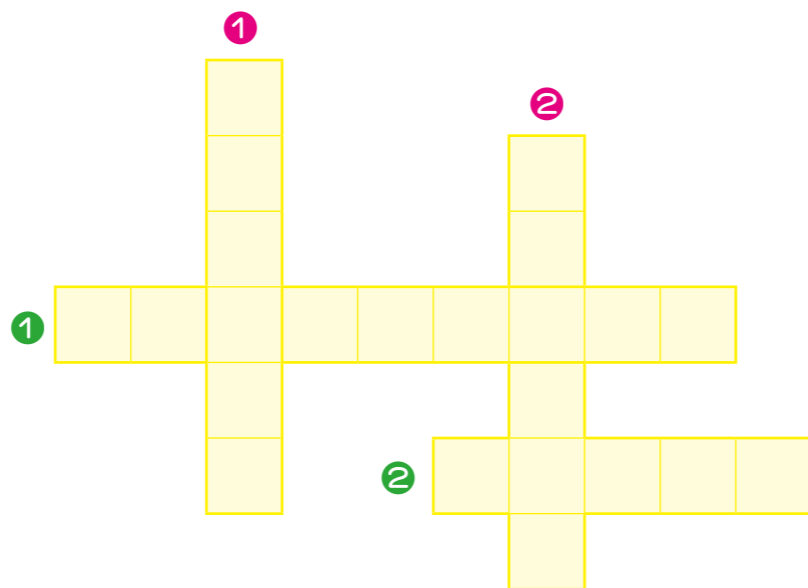
Vocabulary

A Complete the crossword.

Across



Down



B Match, trace, and write the words.



• friends

\_\_\_\_\_

-----

\_\_\_\_\_



• clever

\_\_\_\_\_

-----

\_\_\_\_\_



• humorous

\_\_\_\_\_

-----

\_\_\_\_\_

Handwriting

C Fill in the blanks.

Word Bank

humorous

guitar

words

1. He can read lots of \_\_\_\_\_.
2. He is \_\_\_\_\_.
3. He can play \_\_\_\_\_.

D Trace and write each sentence.

1. We are happy to see each other.

⇒ \_\_\_\_\_

-----

\_\_\_\_\_

2. I am going to see my friend Dave.

⇒ \_\_\_\_\_

-----

\_\_\_\_\_

3. He can read lots of words.

⇒ \_\_\_\_\_

-----

\_\_\_\_\_

4. He makes me laugh a lot.

⇒ \_\_\_\_\_

-----

\_\_\_\_\_