

Fly Phonics



is a four-level phonics series. The goal of each book is to help students develop a good sense of phonemic awareness and to master basic phonics skills.

Key Features





- Variety of fun activities
- Systematic learning through decodable sentences
- Exciting phonics songs with simple tunes
- Review exercises for every two units
- Easy and fun stories for review
- Interactive CD-ROM

Components

- Student Book 1~4 + Readers 1~4 (Audio CDs and CD-ROM)



- Workbook 1~4



Downloadable Resources

- Answer keys, flashcards, test sheets, and additional activities at www.twoponds.co.kr/flyphonics



13,000 KRW



Fly Phonics

3

Long Vowels

TWO PONDS

Fly Phonics 3

Long Vowels



Fly Phonics 3

Authors: Daniel Kim, Eve Wu, Joanne Hoang, Yenie Kim
Project Director: Dorothy Do
Project Manager: Anthony Park
Editors: Tony Shin, Kate Song, Lucy Kim
Design: Porpler_Design36.5

© 2016 TWOPONDS Co., Ltd.

All rights reserved. No part of this publication may be reproduced, stored in a retrieval system, or transmitted, in any form or by any means, electronic, mechanical, photocopying, recording, or otherwise, without the prior written permission of the publisher.

ISBN 978-89-539-4702-3

20 19 18 17 16
8 7 6 5 4 3 2 1



TWO PONDS

193 Dogok-ro, Gangnam-gu, Seoul, 06257 Korea
TEL: +82-2-2140-2500 FAX: +82-2-2140-2599
www.twoponds.co.kr

Audio CD Track List

CD 1		CD 2	
Contents	Track	Contents	Track
Unit 1	2~10	Unit 7	2~10
Unit 2	11~19	Unit 8	11~19
Review 1	20	Review 4	20
Unit 3	21~29	Unit 9	21~29
Unit 4	30~38	Unit 10	30~38
Review 2	39	Review 5	39
Unit 5	40~48	Assessment	40~42
Unit 6	49~57	Readers	43~52
Review 3	58		

Contents

Unit 1	-ave -ake -ane	4
	wave, cave, save, cake, bake, lake, cane, mane, lane	
Unit 2	-ape -ame -ace	12
	tape, ape, cape, game, name, same, face, lace, race	
	Review 1	20
	-ave, -ake, -ane, -ape, -ame, -ace	
Unit 3	-ive -ide -ine	22
	five, dive, hive, side, ride, hide, nine, vine, pine	
Unit 4	-ite -ike -ire	30
	kite, bite, site, bike, hike, Mike, fire, tire, wire	
	Review 2	38
	-ive, -ide, -ine, -ite, -ike, -ire	
Unit 5	-one -ope -ome	40
	bone, cone, zone, rope, hope, dome, home	
Unit 6	-ole -ose -oke	48
	hole, pole, mole, hose, rose, nose, poke, joke, yoke	
	Review 3	56
	-one, -ope, -ome, -ole, -ose, -oke	

Unit 7	-une -ube -uke	58
	tune, June, dune, tube, cube, Juke, duke	
Unit 8	ai ay	66
	rain, mail, rail, nail, day, May, hay, play	
	Review 4	74
	-une, -ube, -uke, ai, ay	
Unit 9	ee ea	76
	feet, bee, seed, meet, pea, meat, leaf, eat	
Unit 10	oa ow	84
	boat, coat, road, toad, bowl, row, pillow, yellow	
	Review 5	92
	ee, ea, oa, ow	
	Summary	94
	Assessment	96
	Board Game	100
	Word List	102



-ave -ake -ane

2 Listen and repeat. 

a_e



ave



w_ave

wave

a_e



ake



c_ake

cake

a_e



ane



c_ane

cane

3 Listen and repeat.
CD1

-ave



w_ave



c_ave



s_ave

-ake



c_ake



b_ake



l_ake

-ane



c_ane



m_ane



l_ane

4 CD1 Let's sing along. 🎵

a and e make wave cave save
cake bake lake cane mane lane

5 CD1 Listen and circle.

1.  -ake
-ane

2.  -ane
-ave

3.  -ave
-ake

4.  -ave
-ane

6 CD1 Listen, circle and write.

-ave -ake -ane


1.   wave

2.   c

3.   l

4.   l


 Match and write.

1.  | s • a v e
 | s • a k e save

2.  c • a n e
 m • a k e


3.  w • a n e
 c • a v e


4.  b • a k e
 l • a n e


5.  w • a n e
 m • a v e

 Choose and write.

cake lane lake wave

1.  I want a cake.

2.  That is a big _____.

3.  Ted is at the _____.

4.  The cat is on the _____.

7 Listen and circle. CD1

1. cave cake 2. mane wave

3. save lane 4. lake cane

5. save bake 6. lane bake

8 Read aloud. CD1



1 -ave wave cave save

2 -ake cake bake lake

3 -ane cane mane lane

9 Let's read the story. 10 CD1




Dave and Jane are at the lake.



They see the waves.



A big wave, Jane!
Save the cake, Dave!



The cake is not in the cave.

✓ Sight words and are at the they see a is not in

-ape -ame -ace

11 Listen and repeat. 

a_e



ape



t ape

tape

a_e



ame



g ame

game

a_e



ace



f ace

face

12 Listen and repeat.
CD1

-ape



t ape



ape



c ape



-ame



g ame



n ame



s ame



-ace



f ace



l ace



r ace



13 Let's sing along. 
CD1


a and e make **tape ape cape**
game name same face lace race

14 Listen and circle.
CD1

1.

 **-ape**
-ace

2.

 **-ape**
-ame

3.

 **-ace**
-ame

4.

 **-ame**
-ace


15 Listen, circle and write.
CD1

-ape

-ame

-ace

1.



tape

2.



l

3.




g


4.





f


 Match and write.

1.  s • a p e
t • a m e tape

2.  n • a m e
r • a c e

3.  g • a m e
c • a p e

4.  l • a p e
t • a c e

5.  s • a c e
f • a m e


 Choose and write.

lace cape same ape


1.  The ape is in the cave.

2.  I have a _____.

3.  Meg has the red _____.


4.  They have the _____ face.


16 Listen and circle. CD1


1.  

2. 

3.  

4. 

5.  

6. 

Read aloud. 17 CD1



- 1 -ape tape ape cape
- 2 -ame game name same
- 3 -ace face lace race

Let's read the story. 18 19 CD1



The boys have the same name.



James and James run in the race.



James steps on the lace.




Now they have the same face.


✓ Sight words the boy have the I am too and run in on now they

 Unscramble and write.


1. 
cave
a c e v

2. 

s e a m

3. 

a r e c

4. 

a n c e

5. 

a e p c

6. 

k e a c

 Listen and circle.

1. -ane -ake

2. -ame -ape

3. -ace -ave

4. -ace -ane

 Help the bee find the hive.



-ive -ide -ine



Listen and repeat.



Listen and repeat.

stick

i_e



ive

5

f_ive



five



i_e



ide



s_ide



side



i_e



ine

9

n_ine



nine



-ive

5

five



dive



hive



-ide



side



ride



hide



-ine

9

nine



vine




pine



23 CD1 Let's sing along. 🎵

i and e make **five** **dive** **hive**
side **ride** **hide** **nine** **vine** **pine**

24 CD1 Listen and circle.

1.  **-ide**
-ine

2.  **-ive**
-ide

3.  **-ide**
-ive

4.  **-ive**
-ine

25 CD1 Listen, circle and write.

-ive **-ide** **-ine**



ride



h



9







n











5






f






 Match and write.

1.      

2.     

3.     


4.     


5.     


 Choose and write.

ride hive pine five

1.  I have five books.

2.  I can _____ the bike.

3.  The _____ is big.

4.  I see the _____ tree.

26 Listen and circle. CD1

- 1. dive ride
- 2. hide nine
- 3. side vine
- 4. pine five
- 5. nine hive
- 6. dive ride

Read aloud. 27 CD1



- 1 -ive five dive hive
- 2 -ide side ride hide
- 3 -ine nine vine pine

Let's read the story. 28 29 CD1



Jane hits the **hive**.



There are **five** vines and **nine** pines.



Jane **hides** in the **pines**.



Oh, the bees are on the **side**.

✓ Sight words the there are and in on