

Fly Phonics



is a four-level phonics series. The goal of each book is to help students develop a good sense of phonemic awareness and to master basic phonics skills.

Key Features





- Variety of fun activities
- Systematic learning through decodable sentences
- Exciting phonics songs with simple tunes
- Review exercises for every two units
- Easy and fun stories for review
- Interactive CD-ROM

Components

- Student Book 1~4 + Readers 1~4 (Audio CDs and CD-ROM)



- Workbook 1~4



Downloadable Resources

- Answer keys, flashcards, test sheets, and additional activities at www.twoponds.co.kr/flyphonics



13,000 KRW



Fly Phonics

4

Consonant Blends & Digraphs

TWO PONDS

Fly Phonics 4

Consonant Blends & Digraphs



Fly Phonics 4

Authors: Daniel Kim, Eve Wu, Joanne Hoang, Yenie Kim
Project Director: Dorothy Do
Project Manager: Anthony Park
Editors: Tony Shin, Kate Song, Lucy Kim
Design: Porpler_Design36.5

© 2016 TWOPONDS Co., Ltd.

All rights reserved. No part of this publication may be reproduced, stored in a retrieval system, or transmitted, in any form or by any means, electronic, mechanical, photocopying, recording, or otherwise, without the prior written permission of the publisher.

ISBN 978-89-539-4703-0

20 19 18 17 16
8 7 6 5 4 3 2 1



TWO PONDS

193 Dogok-ro, Gangnam-gu, Seoul, 06257 Korea
TEL: +82-2-2140-2500 FAX: +82-2-2140-2599
www.twoponds.co.kr

Audio CD Track List

CD 1		CD 2	
Contents	Track	Contents	Track
Unit 1	2~10	Unit 7	2~10
Unit 2	11~19	Unit 8	11~19
Review 1	20	Review 4	20
Unit 3	21~29	Unit 9	21~29
Unit 4	30~38	Unit 10	30~38
Review 2	39	Review 5	39
Unit 5	40~48	Assessment	40~42
Unit 6	49~57	Readers	43~52
Review 3	58		

Contents

Unit 1	sl- cl- fl-	4
	slide, slice, sled, clam, clap, cliff, flute, flap, flat	
Unit 2	pl- gl- bl-	12
	plate, plane, plum, glass, glove, glue, black, blue, block	
	Review 1	20
	sl-, cl-, fl-, pl-, gl-, bl-	
Unit 3	br- cr- pr-	22
	bread, bride, brave, crab, cream, crown, prince, prize, press	
Unit 4	dr- gr- tr-	30
	drum, dress, dragon, green, grass, grape, tree, train, truck	
	Review 2	38
	br-, cr-, pr-, dr-, gr-, tr-	
Unit 5	sm- sw- st-	40
	smell, smile, small, swim, sweet, sweater, stop, stone, stove	
Unit 6	sk- sn- sp-	48
	skate, ski, skunk, snow, snake, snail, spoon, spin, spill	
	Review 3	56
	sm-, sw-, st-, sk-, sn-, sp-	

Unit 7	-ck -ng -nt	58
	neck, duck, snack, sing, wing, string, tent, plant, giant	
Unit 8	-mp -nd -nk	66
	lamp, jump, stamp, pond, hand, wind, bank, pink, wink	
	Review 4	74
	-ck, -ng, -nt, -mp, -nd, -nk	
Unit 9	-ch -th -sh	76
	lunch, peach, beach, teeth, mouth, bath, wash, fish, dish	
Unit 10	kn- wr- -mb	84
	knee, knock, knit, write, wrist, wrap, lamb, comb, climb	
	Review 5	92
	-ch, -th, -sh, kn-, wr-, -mb	
	Summary	94
	Assessment	96
	Board Game	100
	Word List	102





sl- cl- fl-

2 Listen and repeat. stick

s l >>> sl

slide

c l >>> cl

clam

f l >>> fl

flute

3 Listen and repeat. CD1

sl-

slide

slice

sled

cl-

clam

clap

cliff

fl-

flute

flap


flat

4 CD1 Let's sing along. 🎵

slide slice sled has sl- sl- sl-
 clam clap cliff has cl- cl- cl-
 flute flap flat has fl- fl- fl-


5 CD1 Listen and circle.

1.




cl-
sl-

2.




fl-
sl-

3.



fl-
cl-

4.



cl-
fl-

6 CD1 Listen, circle and write.

sl-

cl-

fl-

1.



slide

2.



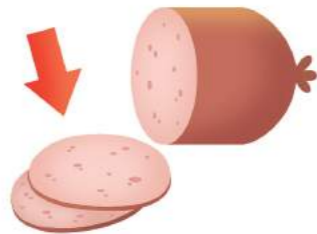
ap

3.





am


4.




ice

 Match and write.

1.  cl • ute
fl • iff 

2.  sl • at
fl • ide

3.  cl • ap
sl • ed


4.  cl • ute
fl • am

5.  cl • ice
sl • ap

 Read and write.

slide flute clam flap

1.  He can play the flute.

2.  The goat is on the _____.

3.  The _____ is in the lake.

4.  The bees _____.

7 Listen and circle.

CD1

1. flute clap 2. clam flap

3. slice clam 4. flat slide

5. cliff slide 6. flute sled

8 Read aloud.

CD1



1 sl- slide slice sled

2 cl- clam clap cliff

3 fl- flute flap flat

Let's read the story.

9
10
CD1

Clara plays the **flute**.
Cliff **claps** for Clara.



They eat a **slice** of cake and
clams.



Cliff and Clara ride the **sleds**.



They **slide** down and **flap**.

✓ **Sight words** the for they a of and they down

pl- gl- bl-

11 Listen and repeat.

stick

p

l



pl

plate



g

l



gl

glass



b

l



bl

black

12
CD1

Listen and repeat.

pl-



plate



plane



plum

gl-



glass



glove



glue

bl-



black



blue




block


13 Let's sing along. 
CD1


plate plane plum has pl- pl- pl-
glass glove glue has gl- gl- gl-
black blue block has bl- bl- bl-

14 Listen and circle.
CD1

1.  gl-
 bl-

2.  pl-
 gl-

3.  bl-
 pl-

4.  gl-
 bl-

15 Listen, circle and write.
CD1

pl- gl- bl-



1.   plum

2.   ue


3.   ack

4.   ove


 Match and write.

1.  bl • ate 
pl • ue

2.  gl • ass _____
bl • ock _____

3.  pl • ue _____
gl • ane _____

4.  bl • ack _____
pl • ate _____

5.  pl • ock _____
bl • um _____

 Read and write.

glove plane blue plum

1.  My home is blue.

2.  He eats the _____s.

3.  The _____ is big.

4.  She has red _____s.

16 Listen and circle.
CD1

1. **plane** glass plum block

2. plum block

3. plate blue glove block

4. glove block

5. glue black glass plum

6. glass plum

Read aloud. 17
CD1



1 **pl-** plate plane plum

2 **gl-** glass glove glue

3 **bl-** black blue block

Let's read the story. 18
19
CD1



I put the **plums** on the **plate**.



I put away the **blue** and **black** blocks.




I help dad **glue** the **plane**.



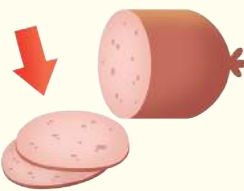
The **glue** is on my **glove**.


✓ **Sight words** I put the on away and help is my


 Unscramble and write.

1.  flute
u fl e t

2.  _____
k a bl c

3.  _____
c e i sl

4.  _____
pl n a e

5.  _____
a m cl

6.  _____
s s gl a

 Listen and circle.

1. sl- fl-

2. gl- bl-

3. cl- pl-

4. fl- pl-

 Help the rabbits find their carrots.

21 Listen and repeat.


stick

b r



br

bread



c r



cr

crab



p r



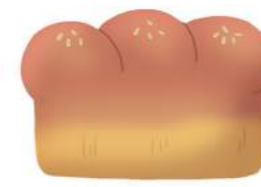
pr

prince



Listen and repeat.

br-



bread



bride



brave

cr-



crab



cream



crown

pr-



prince



prize



press

23 CD1 Let's sing along. 🎵

bread bride brave has br- br- br-
 crab cream crown has cr- cr- cr-
 prince prize press has pr- pr- pr-

24 CD1 Listen and circle.

1.



pr-
cr-

2.



cr-
pr-

3.



br-
pr-

4.



br-
cr-

25 CD1 Listen, circle and write.

br-

cr-

pr-

1.




bride

2.



cream

3.




prince

4.





crab


 Match and write.

1. 
 br • ize
 pr • ave
 brave

2. 
 pr • ize
 br • ide


3. 
 cr • ize
 pr • own


4. 
 cr • ead
 br • ab

5. 
 cr • eam
 pr • ess

 Read and write.

crab bread prince bride

1. 
 I want to eat _____.

2. 
 He is the _____.

3. 
 The _____ is in the hole.

4. 
 The _____ has roses.

26 Listen and circle.
CD1

1. brave crab 2. cream prince
3. crab bride 4. bread press
5. brave prize 6. press crown

Read aloud. 27
CD1



- 1 br- bread bride brave
- 2 cr- crab cream crown
- 3 pr- prince prize press

Let's read the story. 28
29
CD1



The prince is sad.



The big crab has the crown.



The prince wants his crown.



She has the crown.
The crab has the bread.

✓ Sight words the is where my has want his there she
please be