



# Fly Phonics


is a four-level phonics series. The goal of each book is to help students develop a good sense of phonemic awareness and to master basic phonics skills.

### Key Features





- Variety of fun activities
- Systematic learning through decodable sentences
- Exciting phonics songs with simple tunes
- Review exercises for every two units
- Easy and fun stories for review
- Interactive CD-ROM

### Components

- Student Book 1~4 + Readers 1~4 (Audio CDs and CD-ROM)



- Workbook 1~4



### Downloadable Resources

- Answer keys, flashcards, test sheets, and additional activities at [www.twoponds.co.kr/flyphonics](http://www.twoponds.co.kr/flyphonics)



5,000 KRW



Fly Phonics Workbook Alphabet Letters & Sounds

# Fly Phonics 1

## Workbook



TWO PONDS

Alphabet Letters & Sounds

## **Fly Phonics 1** Workbook

Authors: Daniel Kim, Eve Wu, Joanne Hoang, Yenie Kim

Project Director: Dorothy Do

Project Manager: Anthoney Park

Editors: Tony Shin, Kate Song, Lucy Kim

Design: Porpler\_Design36.5(mellow:D)

© 2016 TWOPONDS Co., Ltd.

All rights reserved. No part of this publication may be reproduced, stored in a retrieval system, or transmitted, in any form or by any means, electronic, mechanical, photocopying, recording, or otherwise, without the prior written permission of the publisher.

ISBN 978-89-539-4704-7

20 19 18 17 16

8 7 6 5 4 3 2 1



TWO PONDS

193 Dogok-ro, Gangnam-gu, Seoul, 06257 Korea

TEL: +82-2-2140-2500 FAX: +82-2-2140-2599

[www.twoponds.co.kr](http://www.twoponds.co.kr)



# Contents




<b>Unit 1</b>	<b>Aa Bb</b> .....	4
	apple, ant, alligator, ball, bear, bug	
<b>Unit 2</b>	<b>Cc Dd</b> .....	8
	cat, cow, cake, dog, duck, desk	
	<b>Review 1</b> .....	12
	Aa, Bb, Cc, Dd	
<b>Unit 3</b>	<b>Ee Ff</b> .....	14
	egg, elephant, elbow, fish, fan, frog	
<b>Unit 4</b>	<b>Gg Hh Ii</b> .....	18
	goat, girl, gate, hat, ham, hippo, ink, igloo, iguana	
	<b>Review 2</b> .....	22
	Ee, Ff, Gg, Hh, Ii	
<b>Unit 5</b>	<b>Jj Kk Ll</b> .....	24
	jam, jet, juice, king, key, kangaroo, lion, leg, lamp	

<b>Unit 6</b>	<b>Mm Nn Oo</b> .....	28
	monkey, man, map, nut, nose, net, olive, orange, ostrich	
	<b>Review 3</b> .....	32
	Jj, Kk, Ll, Mm, Nn, Oo	
<b>Unit 7</b>	<b>Pp Qq Rr</b> .....	34
	pig, pen, pizza, queen, quilt, question, robot, ring, rat	
<b>Unit 8</b>	<b>Ss Tt</b> .....	38
	sun, seal, sock, soap, tiger, tent, turtle, tomato	
	<b>Review 4</b> .....	42
	Pp, Qq, Rr, Ss, Tt	
<b>Unit 9</b>	<b>Uu Vv Ww</b> .....	44
	umbrella, up, under, van, vase, violin, window, wig, watermelon	
<b>Unit 10</b>	<b>-Xx Yy Zz</b> .....	48
	fox, six, box, yak, yellow, yo-yo, zebra, zoo, zero	
	<b>Review 5</b> .....	52
	Uu, Vv, Ww, -Xx, Yy, Zz	
	<b>Assessment</b> .....	54









# Aa Bb


 Trace and write.



 Match the picture with the beginning letters.

1.  • Aa  
• Bb
2.  • Aa  
• Bb
3.  • Aa  
• Bb
4.  • Aa  
• Bb
5.  • Aa  
• Bb
6.  • Aa  
• Bb





 Trace the beginning letter.

















 Circle and write.

1.    





2.    

3.    

4.    


5.    

 Trace, write and say.

1.    

2.   



3.   

4.   







5.   

# Cc Dd



 Trace and write.



 Match the picture with the beginning letters.





- |                                                                                                         |                                                                                                         |
|---------------------------------------------------------------------------------------------------------|---------------------------------------------------------------------------------------------------------|
| 1. <br>• Cc<br>• Dd  | 2. <br>• Cc<br>• Dd  |
| 3. <br>• Cc<br>• Dd  | 4. <br>• Cc<br>• Dd  |
| 5. <br>• Cc<br>• Dd | 6. <br>• Cc<br>• Dd |

 Trace the beginning letter.





- |                                                                                                         |                                                                                                          |
|---------------------------------------------------------------------------------------------------------|----------------------------------------------------------------------------------------------------------|
| 1. <br><u>c</u> ow | 2. <br><u>d</u> uck |
|---------------------------------------------------------------------------------------------------------|----------------------------------------------------------------------------------------------------------|

 Circle and write.

1.    



2.    


3.    


4.    



5.    

 Trace, write and say.

1.  

2.  

3.  

4.  

5.  

# Review 1

 Write the partner letter.

Bb	D	c	b
a	C	d	A

 Draw and say.

1.  apple	2.  bear
3.  cake	4.  duck

 Choose and write.

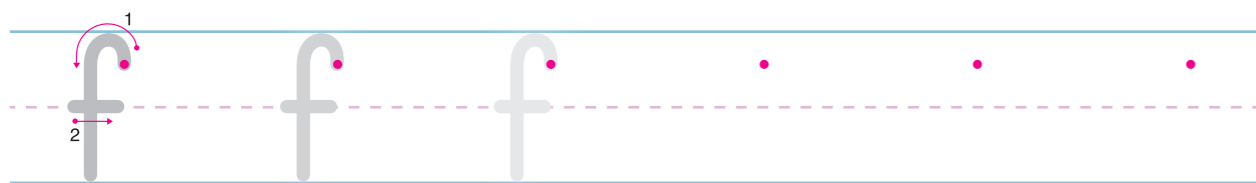
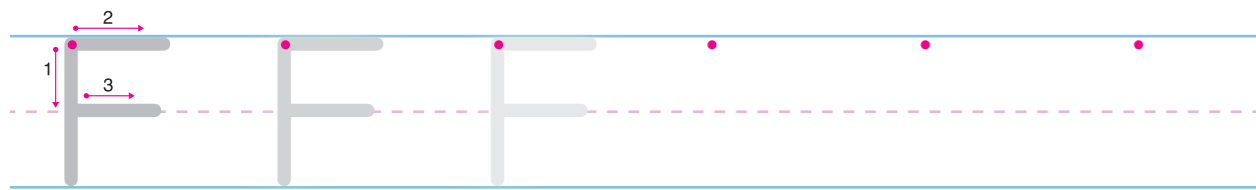
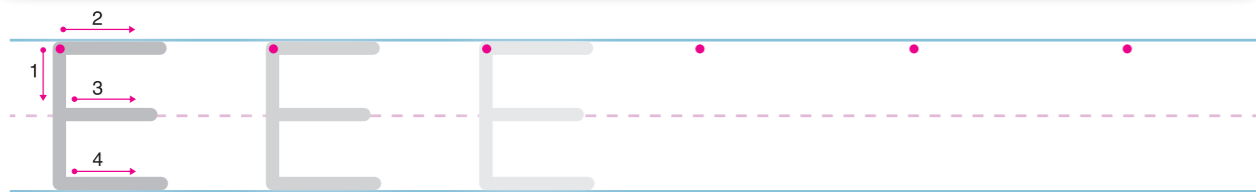

Aa Bb Cc Dd

1.  	2. 
3. 	4. 
5. 	6. 
7. 	8. 
9. 	10. 









# Ee Ff


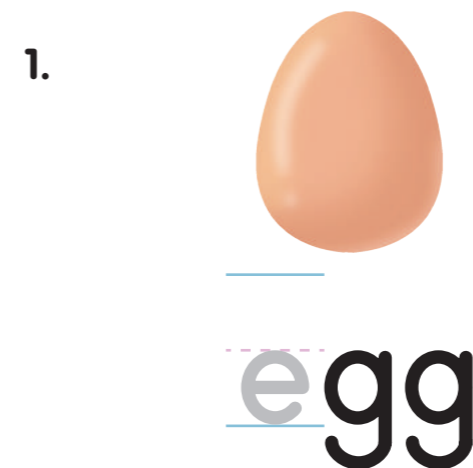
 Trace and write.




 Match the picture with the beginning letters.




- 
  - Ee
  - Ff
- 
  - Ee
  - Ff
- 
  - Ee
  - Ff
- 
  - Ee
  - Ff
- 
  - Ee
  - Ff
- 
  - Ee
  - Ff



 Trace the beginning letter.









 Circle and write.

1.    

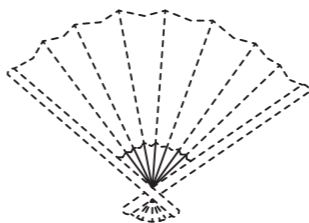
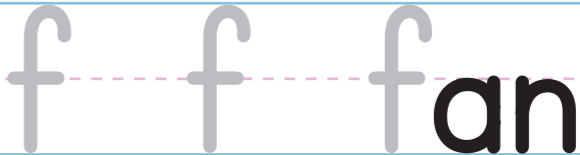
2.    \_\_\_\_\_

3.    \_\_\_\_\_



4.    \_\_\_\_\_

5.    \_\_\_\_\_

 Trace, write and say.

1.  

2.  \_\_\_\_\_ 

3.  \_\_\_\_\_ 

4.  \_\_\_\_\_ 

5.  \_\_\_\_\_ 