



# Fly Phonics


is a four-level phonics series. The goal of each book is to help students develop a good sense of phonemic awareness and to master basic phonics skills.

## Key Features





- Variety of fun activities
- Systematic learning through decodable sentences
- Exciting phonics songs with simple tunes
- Review exercises for every two units
- Easy and fun stories for review
- Interactive CD-ROM

## Components

- Student Book 1~4 + Readers 1~4 (Audio CDs and CD-ROM)



- Workbook 1~4



## Downloadable Resources

- Answer keys, flashcards, test sheets, and additional activities at [www.twoponds.co.kr/flyphonics](http://www.twoponds.co.kr/flyphonics)



5,000 KRW



Fly Phonics Workbook Long Vowels

# Fly Phonics 3

## Workbook



Long Vowels

TWO PONDS

## **Fly Phonics 3** Workbook

Authors: Daniel Kim, Eve Wu, Joanne Hoang, Yenie Kim

Project Director: Dorothy Do

Project Manager: Anthoney Park

Editors: Tony Shin, Kate Song, Lucy Kim

Design: Porpler\_Design36.5(mellow:D)

© 2016 TWOPONDS Co., Ltd.

All rights reserved. No part of this publication may be reproduced, stored in a retrieval system, or transmitted, in any form or by any means, electronic, mechanical, photocopying, recording, or otherwise, without the prior written permission of the publisher.

ISBN 978-89-539-4706-1

20 19 18 17 16

8 7 6 5 4 3 2 1



TWO PONDS

193 Dogok-ro, Gangnam-gu, Seoul, 06257 Korea

TEL: +82-2-2140-2500 FAX: +82-2-2140-2599

[www.twoponds.co.kr](http://www.twoponds.co.kr)

# Contents



<b>Unit 1</b>	<b>-ave -ake -ane</b> .....	4
	wave, cave, save, cake, bake, lake, cane, mane, lane	
<b>Unit 2</b>	<b>-ape -ame -ace</b> .....	8
	tape, ape, cape, game, name, same, face, lace, race	
	<b>Review 1</b> .....	12
	-ave, -ake, -ane, -ape, -ame, -ace	
<b>Unit 3</b>	<b>-ive -ide -ine</b> .....	14
	five, dive, hive, side, ride, hide, nine, vine, pine	
<b>Unit 4</b>	<b>-ite -ike -ire</b> .....	18
	kite, bite, site, bike, hike, Mike, fire, tire, wire	
	<b>Review 2</b> .....	22
	-ive, -ide, -ine, -ite, -ike, -ire	
<b>Unit 5</b>	<b>-one -ope -ome</b> .....	24
	bone, cone, zone, rope, hope, dome, home	

<b>Unit 6</b>	<b>-ole -ose -oke</b> .....	28
	hole, pole, mole, hose, rose, nose, poke, joke, yoke	
	<b>Review 3</b> .....	32
	-one, -ope, -ome, -ole, -ose, -oke	
<b>Unit 7</b>	<b>-une -ube -uke</b> .....	34
	tune, June, dune, tube, cube, Juke, duke	
<b>Unit 8</b>	<b>ai ay</b> .....	38
	rain, mail, rail, nail, day, May, hay, play	
	<b>Review 4</b> .....	42
	-une, -ube, -uke, ai, ay	
<b>Unit 9</b>	<b>ee ea</b> .....	44
	feet, bee, seed, meet, pea, meat, leaf, eat	
<b>Unit 10</b>	<b>oa ow</b> .....	48
	boat, coat, road, toad, bowl, row, pillow, yellow	
	<b>Review 5</b> .....	52
	ee, ea, oa, ow	
	<b>Assessment</b> .....	54



# -ave -ake -ane

 Trace and read.

**-ave**



wave



cave



save

**-ake**



cake



bake



lake

**-ane**



cane



mane



lane

 Circle the correct picture.

1.

**-ave**



2.

**-ake**



3.

**-ane**



 Trace and write.

wave cave s

cake bake l

cane mane l

 Match and write.

1.  • cake  
• wave

\_\_\_\_\_

\_\_\_\_\_

\_\_\_\_\_

\_\_\_\_\_


2.  • cave  
• lane

\_\_\_\_\_

\_\_\_\_\_

\_\_\_\_\_

\_\_\_\_\_


3.  • cane  
• lake

\_\_\_\_\_

\_\_\_\_\_

\_\_\_\_\_

\_\_\_\_\_

4.  • bake  
• cave

\_\_\_\_\_

\_\_\_\_\_

\_\_\_\_\_

\_\_\_\_\_


5.  • lane  
• save

\_\_\_\_\_

\_\_\_\_\_

\_\_\_\_\_

\_\_\_\_\_

6.  • bake  
• mane

\_\_\_\_\_

\_\_\_\_\_




\_\_\_\_\_

\_\_\_\_\_

 Write and read.

wave      rat      cake      cat  
 ram      lake      lane      big

1. The  wants a .

2. That is a   .

3. The  is at the .

4. The  is on the .

# -ape -ame -ace

 Trace and read.

**-ape**



tape



ape



cape

**-ame**



game



name



same

**-ace**



face



lace



race

 Circle the correct picture.

1.

**-ape**



2.

**-ame**



3.

**-ace**




 Trace and write.

tape    ape    c


game    name    s


face    lace    r

 Match and write.


1.  • race  
• ape


ape

2.  • face  
• same

3.  • same  
• lace

4.  • game  
• cape


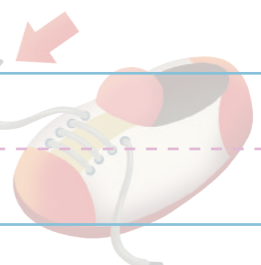
5.  • name  
• ape

6.  • tape  
• race



 Write and read.

cave    same    cape    man  
red    pen    ape    lace

1. The  is in the .


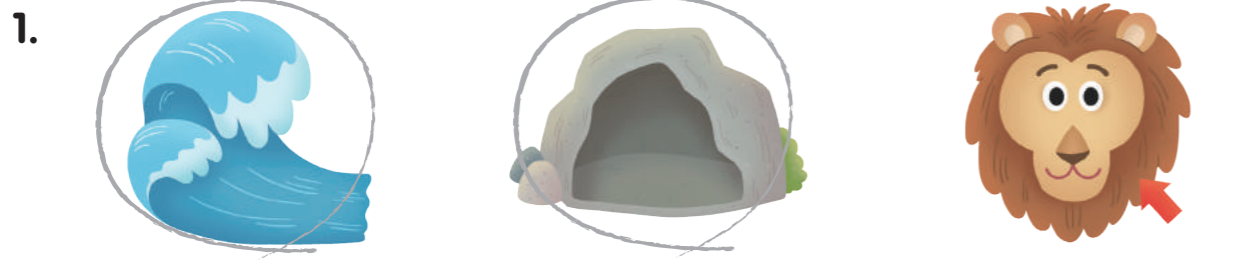
2. The  has the .


3. Meg has the  .

4. They have the  .

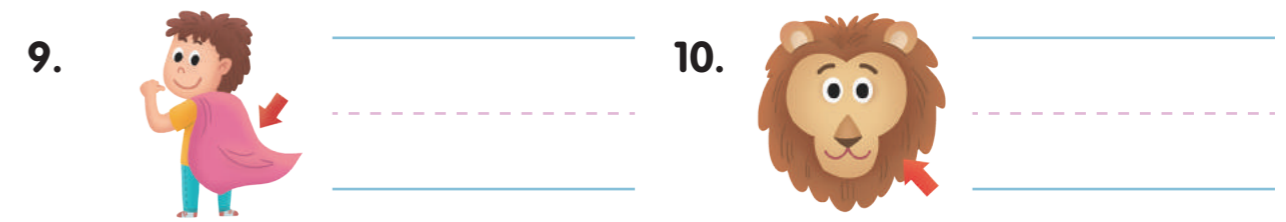
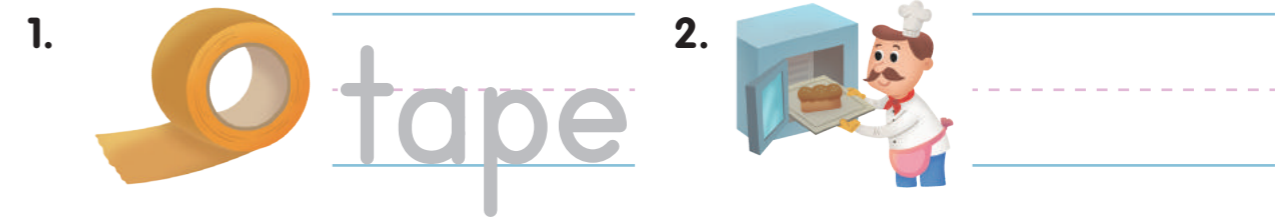
# Review 1

 Circle the pictures with the same ending sound.



 Choose and write.

- |      |      |      |      |      |
|------|------|------|------|------|
| tape | cane | game | mane | bake |
| face | save | race | wave | cape |





# -ive -ide -ine

 Trace and read.

**-ive**

5

five



dive



hive

**-ide**



side



ride



hide

**-ine**

9

nine



vine



pine

 Circle the correct picture.

1.

**-ive**



2.

**-ide**



3.

**-ine**




 Trace and write.

five    dive    h


side    ride    h


nine    vine    p


 Match and write.


1.  • vine  
• dive


dive

2.  • hide  
• nine

3.  • nine  
• ride

4.  • side  
• hive



5.  • dive  
• side



6.  • pine  
• five

 Write and read.

pig five ride den  
pine wig Ted hive

1.  Ted has  5 books.

2. The  pig  rides the bike.

3. The  beehive is in the  den.

4. The  girl is on the  pine tree.